







## 370 PT

					Shaft	HP <sub>max</sub>	 max
3.75 m	1.75 m	46 cm	5	3	L	40	45 LT



## Tender

360T - 340T - 310T  
280T - 260T 240-T

























### Standard Features

- \*stainless steel 4 suspension rings
- \* Bench seat
- \* Bow compartment ( all except 240 & 260 )
- \* Two oars with oar locks













### Extra Options

- \* Jockey console ( 340 T & 360 T )
- \* Extra Bench
- \* Foam teak package



360 T	340 T	310 T	280 T
 3.60 m	 3.40 m	 3.10 m	 2.80 m
 1.80 m	 1.70 m	 1.60 m	 1.60 m
 45 cm	 45 cm	 43 cm	 43 cm
 6	 5	 4	 4
 3	 3	 3	 3
Shaft S	Shaft S	Shaft S	Shaft S
HP <sub>max</sub> 30	HP <sub>max</sub> 25	HP <sub>max</sub> 20	HP <sub>max</sub> 15
 max N/A	 max N/A	 max N/A	 max N/A



260 T	260 T
 2.60 m	 2.40 m
 1.50 m	 1.50 m
 40 cm	 40 cm
 3	 3
 3	 3
Shaft S	Shaft S
HP <sub>max</sub> 10	HP <sub>max</sub> 6
 max N/A	 max N/A

